




Enhancing Workplace Safety with Modular PPE

Modular PPE provides adaptable, customizable protection designed to safeguard workers according to their specific tasks and work environments. It enhances safety, comfort, and mobility. There are two main applications: using partial body protection alone and adding extra layers to full-body protection for additional shielding.


Combining Partial Body Protection Only



CASE : APRON + SLEEVE COVER


Wear an apron with sleeve cover shields the torso and limbs, allowing movement while protecting against chemical hazards.

Layering on Full Body Protection for Extra Shielding



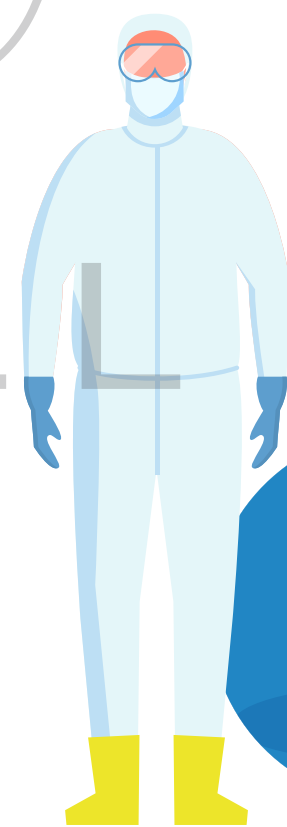
CASE 1: APRON OVER COVERALL

Wear an apron over a coverall provides an extra shield against contaminants, offering better front protection.



CASE 2: COVERALL WITH BOOT COVER

Combine a coverall with boot cover enhances protection for the feet and lower legs while maintaining overall flexibility.



Enhancing workplace safety with Modular PPE allows for tailored protection by selecting the right gear for each task, offering flexibility to add or remove layers as needed, and ensuring comfort without restricting movement. It's a good try for improving safety and efficiency in diverse work environments.



COVERALL
ACADEMY